


# Weir Channels



Weir Channels by Openchannelflow offer a drop-in-place solution to the problem of measuring flows in creeks, small streams, canals, and channels. We've taken our experience with weir boxes / plates and combined it with the ease of installation of our Packaged Fiberglass Manholes to create a product that is unique in the marketplace.



By integrating our field removable/replaceable ISO 1438:2008 compliant sharp-crested, thin-plate weirs, with pre-engineered channels, Openchannelflow Weir Channels provide not only accurate flow measurement, but also operator safety, convenience, customization, and ease-of-use/installation.

Installation can be accomplished with either traditional anchor clips secured to earth anchors or the Weir Channel can be secured off-site to a pre-cast concrete slab for a true no-hassle installation.

## Weir Channel Accessories

Weir Channels can be provided with a wide range of options to suit your individual site needs, including:

- Interchangeable weir plates
- Flow meter sensor mounts
- Staff/head/level gauges
- Upstream conditioning and diversion structures
- Operator platforms
- Lift gates
- Wing walls



Flumes - Shelters - Fiberglass Manholes - Enclosures - Weirs - Gauges

East Coast: Atlanta, Georgia | West Coast: Boise, Idaho

V: 866.435.8637 | F: 855.331.6457 | [www.openchannelflow.com](http://www.openchannelflow.com)